

THE STRONGEST, MOST SOPHISTICATED AND
MOST RELIABLE BENDING MACHINES ON THE MARKET,
WORLDWIDE.

SWEBEND
MADE IN SWEDEN, MADE BY SWEBEND

+46 70 970 51 60

SALES@SWEBEND.COM

WWW.SWEBEND.COM

FACTORY ADDRESS:
BELEVÄGEN 6 281 43 HÄSSLEHOLM,
SWEDEN

MAILING ADDRESS:
IGNABERGA-TROEDSTORP 7008
281 92 HÄSSLEHOLM, SWEDEN




RESELLER

FOLLOW US



SECTION BENDING MACHINES

WWW.SWEBEND.COM





SECTION BENDING

SweBend section bending machines are engineered and built to be the strongest machines available from any manufacturer. These machines will always produce the highest drive torque and generate the most bending force compared to any other similar sized machine. This means bending jobs can be completed in fewer passes and often with less deformation, resulting in greater efficiency and the highest ROI compared to any competitive machine.

✔ Compact design

SweBend section bending machines are designed to have the best possible geometry for the application, which equates to a compact design. As all bending machine operators are well aware, it is important to minimize the distance between bending rolls and guide rolls in order to reduce the amount of scrap. With a machine from Swebend, you can be sure to get the most compact & sturdy machine design on the market.

✔ Developed with decades of experience

In the last few years, some plate roll manufacturers have decided to also produce section bending machines. They've come to realize the unexpected difficulties in this undertaking. A section bending machine is a complex unit which demands thorough knowledge to successfully optimize the machine for all type of jobs and applications a job shop will face in their daily business. At SweBend we have this unique know-how and understanding which is also one important reason why virtually all the leading bending companies in the world, choose to work with us rather than our competitors.

✔ Eliminate flat ends

Through Swedish engineering SweBend has proven to be THE best at virtually eliminating flat ends for solid sections. Our machines produce high enough forces from the bending rolls to reduce the flat ends to a bare minimum. No matter what anyone tells you, in the end, reducing the length of flat ends comes down to raw bending force, and SweBend use Swedish manufacturing standards and unmatched competence to produce the strongest machines with the highest roll power on the market.

UNMATCHED FREEDOM

All models with hydraulic variable speed drive are equipped with the SweBend Bluetooth Control unit, which is a hand-held wireless control unit that gives the operator complete freedom to control all functions on the machine from the most advantageous and safest position

POWERFUL CONTROL

Equip your machine with our perfectly tuned and operator-friendly SEVEN CNC control system that will ensure market leading quality, greatly reduce previous production times and reduce learning time & skill training. Ask us about it!



SWEBEND

SweBend's machines are all developed with Swedish engineering, built by Swedish manufacturing standards and primed through years of success building high quality machines.

ADVANTAGES OF SWEBEND SECTION BENDING MACHINES

- Heavily proportioned stress-relieved main frame and components. This helps increase stiffness and reduce flexing of the machine, insuring optimal bending results
- Largest roll shafts of any comparably sized machine. This helps minimize shaft deflection even under maximum load, allowing you to produce a better rolled product.
- More drive torque than any comparably sized machine.
- Most powerful bending forces generated by the two lower (rear) rolls. Together with the highest drive torque, productivity is increased and your rolling jobs are completed faster.
- Only genuine SKF bearings used throughout the machine.
- World famous Swedish steel used for all roll tooling.
- Willingness to customize any of our models to produce the desired bending result. And with decades of total experience within our design and engineering departments, you can be assured that the results will meet or even exceed your expectations.



SPECIAL REQUIREMENTS

With our standard range of models as a foundation, we design & produce custom-built and adapted section bending machines for specific customer needs. This can mean producing a machine with a unique roll diameter, special roll length or even a customized shape of the rolls. Request help with integrating the machine in your product line, demand special features and ask for what you think is impossible; we'll gladly prove you wrong!



MADE IN SWEDEN - BECAUSE QUALITY MATTERS

Made in Sweden means a machine that guarantees the highest quality in all details resulting in longer lifetime, less maintenance & repairs, higher output, better production quality and an unmatched return-on-investment!



THE SB3 SERIES

SB3B (Section Bending 3 roll Basic) series offers four different models ranging in capacity from 7 to 60 cm³ (0.4 to 3.7 in.³). The machines are extremely sturdy in design and have more power compared to any other comparably sized section bending machine on the market. They feature guide rolls that follow the main bending rolls and are mechanically adjusted to support the material as it enters the machine and to facilitate the rolling of asymmetric sections like angle iron.

- Guide roll units also have a small guide roll "Dolly roll" which is often used to untwist angle rolled with leg in



Digital readouts, portable & stationary control



Easy angle rolling with strong & adjustable guide rolls

SWEBEND

SB3S (Section Bending 3 roll Special) series offers thirteen different models ranging from 7 to 18,000 cm³ (0.4 to 1100 in.³). These machines are extremely sturdy in design and have more power compared to any other section bending machine on the market. These machines feature hydraulically operated guide rolls.

SweBend offers two different versions with hydraulically operated guide rolls, SB3S-XXX and SB3-XXX-S, where XXX is the diameter of the top roll shaft in mm.

- SB3-XXX-S features hydraulically operated guide rolls that are journaled in the machine frame and are independently adjustable in three axes; in/out of the machine frame, in the plane of rolling and around their axis of rotation



- SB3S-XXX features hydraulically operated guide rolls that are journaled together with the swing arms of the main bending rolls and automatically follow the adjustment of the lower rolls. The guide rolls are adjustable in&out of the machine frame and around their axis of rotation. For added capabilities, the guide rolls can also be optionally equipped with hydraulically powered traverse axis for fine adjustments in the plane of rolling.



On models SB3S-XXX it is possible to have the guide rolls adjustable also in the plane of rolling. (traverse)




Rolling a HEA800 in a variable geometry section bending machine
























THE SB3 SERIES







































SB3B-105 with special equipment to produce flat bar spirals ("augers")




- SB3-360S



MAIN FEATURES	SB3B	SB3S
Three roll double pinch (pinch/pyramid) design allowing prebending in both directions		
Highest available lower (rear) roll power (=bending power). Lower rolls hydraulically adjustable.		
Tiltable guide rolls, which move together with the main bending rolls, enable better results when rolling asymmetrical sections like angle iron with leg-out or leg-in (see below). Includes leg-in attachment. (Dolly rolls)		
Robustly designed and engineered hydraulically operated guide rolls. Includes leg-in attachment. (Dolly rolls)		
Planetary gearbox on all machine sizes ensures maximum drive torque. Other manufacturers may use worm gear boxes which produce less drive torque.		
Wireless control unit (BlueTooth) to control all machine functions. (excl. SB3B-55,65,75)		
Combined execution, permitting operation with either vertical or horizontal roll shafts. Standard up to -105 & optional on larger models		
Mechanical single speed drive on Models SB3B-55, SB3B-65 and SB3B-75.		
Hydraulic variable speed drive on SB3-85 and larger models		
All three rolls driven at all times, regardless of the position of the bending rolls. Speed compensation of the three rolls on all models		
Digital readouts displaying the position of the two adjustable rolls.		
Induction hardened roll tooling made only from high-quality Swedish steel for rolling angles leg-out and leg-in, T-bar, flat bar on edge and on flat, square bar and small round bar.		
Only SKF bearings used in all journals.		

OPTIONAL	SB3B	SB3S
Customized tooling for almost any bendable section or extrusion.		
Rolls for pipe and round tubing. Rolls can be configured to fit one, two or even three sizes of pipe or tubing as they may fit.		
Rolls for beams and channel rolled the easy way. One set covers the capacity range of the machine.		
Special rolls made from nylon or other material to avoid marring or scratching your material.		
Rolls for square and rectangular tubing with corner radius to fit your tubing sizes.		
Special internal support rolls and external oversized rolls for stabilizing angles rolled leg-in or leg-out.		
Universal rolls in place of the standard rolls. Besides also accommodating beams and channels rolled the easy way, this tooling set is designed to be reconfigured quickly for rolling different sections without the need to remove the tooling from the machine.		
Hydraulic variable speed drive for rotation on Models -55, -65 and -75.		
Separate hydraulic drive for the top shaft for Models SB3S-55 up to SB3S-105.		
Wireless control unit (BlueTooth) on Models SB3S-55, SB3S-65 and SB3S-75 (including basic versions of same size) when equipped with optional hydraulic variable speed drive.		
Micro-hydraulic adjustment of the lower rolls, allowing fine adjustment even under load.		
Separate hydraulic power pack.		
Air-over-oil cooler.		
Higher rotation speeds with full drive torque throughout the speed range.		
Extended roll shafts to accommodate tooling for wider sections.		
Spiral rolling attachments for round pipe, tubing or flat bar on edge, including the possibility to add a pitch to the spiral rolled coil.		
Special half-pipe forming attachment to form and roll half-pipe from flat stock.		
Hydraulic pulling roll, used when rolling beams and channels the hard way (X-X axis).		
Mandrel bending system for hollow profiles.		
Hydraulically operated guide rolls		
Hydraulically powered pushing roll to stabilize sections like angle rolled leg-in.		

SB3S-105 rolling a channel section



SB3-35 with flat bar spiralling device



SB3B-65 with high speed package & safety cage

L200x200x20 in the Vertical Section Bending machine VSB3-400-3200





SB3 SERIES CAPACITIES



Model Name / Size	SB3-55	SB3-65	SB3-75	SB3-85S	SB3-105	SB3S-140/SB3-140S	SB3S-180/SB3-180S	SB3S-240/SB3-240S	SB3-300S	SB3-330S	SB3-360S	SB3-420S	SB3-520S
Rated capacity	7	11	18	35	60	100	220	600	1600	3500	6500	11000	18000
Max capacity solid sections	7	11	16	30	50	80	135	400	800	1500	2600	5500	9000
Max capacity hollow sections	7	11	18	35	60	90	150	500	1100	2400	3000	6500	10000
Max capacity beams X-X	N/A	N/A	N/A	N/A	N/A	100	220	600	1600	3500	6500	11000	18000
Installed power	2.2	3	5.5	7.5	11	15	22	37	67	110	160	220	300
Shaft diameter (top / lower)	55 / 55	65 / 65	75 / 75	85 / 85	105 / 105	140 / 120	180 / 160	240 / 220	300 / 280	360 / 360	360 / 360	420 / 420	520 / 420
Roll diameter (OD / drive)	175 / 140	195 / 150	225 / 175	250 / 200	310 / 250	395 / 310	460 / 380	550 / 460	740 / 620	800 / 720	800 / 720	840 / 760	860/760 - 800/720
Free shaft length	125	135	160	200	230	260	370	540	750	1050	1050	1100	1100
Max daylight drive rolls	85	100	125	142	160	180	200	270	360	410	610	810	1150
Drive on all three rolls	Standard	Standard	Standard	Standard	Standard	Standard	Standard	Standard	Standard	Standard	Standard	Standard	Standard
Variable rotation speed	Option	Option	Option	Standard	Standard	Standard	Standard	Standard	Standard	Standard	Standard	Standard	Standard
Type of drive	Electric	Electric	Electric	Hydraulic	Hydraulic	Hydraulic	Hydraulic	Hydraulic	Hydraulic	Hydraulic	Hydraulic	Hydraulic	Hydraulic
Number of drive motors	1	1	1	1	1	2	2	2	3	3	3	3	4 (2 + 1 + 1)
Speed compensation top/lower rolls	Slip Clutch	Slip Clutch	Slip Clutch	Slip Clutch	Slip Clutch	Hydraulic	Hydraulic	Hydraulic	Hydraulic	Hydraulic	Hydraulic	Hydraulic	Hydraulic
Digital display for bending rolls	Standard	Standard	Standard	Standard	Standard	Standard	Standard	Standard	Standard	Standard	Standard	Standard	Standard
Guide roll auto radius positioning	Standard	Standard	Standard	Standard	Standard	Standard	Standard	Standard	N/A	N/A	N/A	N/A	N/A
Guide roll height adjustment	Mech. (Hydr. on "S" version)	Mech. (Hydr. on "S" version)	Mech. (Hydr. on "S" version)	Hydraulic	Mech. (Hydr. on "S" version)	Hydraulic	Hydraulic	Hydraulic	Hydraulic	Hydraulic	Hydraulic	Hydraulic	Hydraulic
Guide roll turn adjustment	Mech. (Hydr. on "S" version)	Mech. (Hydr. on "S" version)	Mech. (Hydr. on "S" version)	Hydraulic	Mech. (Hydr. on "S" version)	Hydraulic	Hydraulic	Hydraulic	Hydraulic	Hydraulic	Hydraulic	Hydraulic	Hydraulic
Guide roll length adjustment (transverse)	Option on "S" version	Option on "S" version	Option on "S" version	Hydraulic	Option on "S" version	Option	Option	Option	Option	Option	Option	Option	Option
Digital display for guide rolls height	Option on "S" version	Option on "S" version	Option on "S" version	Option	Option on "S" version	Option	Option	Option	Standard	Standard	Standard	Standard	Standard
Combined execution horizontal/vertical	Standard	Standard	Standard	Standard	Standard	Option	Option	Option	N/A	N/A	N/A	N/A	N/A
	50 x 50 x 5	60 x 60 x 6	75 x 75 x 8	80 x 80 x 12	100 x 100 x 14	120 x 120 x 15		150 x 150 x 16	160 x 160 x 20	200 x 200 x 28	200 x 200 x 28	200 x 200 x 28	250 x 250 x 28
	50 x 50 x 5	60 x 60 x 6	75 x 75 x 8	80 x 80 x 10	100 x 100 x 10	120 x 120 x 12		130 x 130 x 12	150 x 150 x 20	200 x 200 x 28	200 x 200 x 28	200 x 200 x 28	250 x 250 x 28
	50x15 to ID300 (wb=6,3)	60x15 to ID400 (wb=9)	80x15 to ID500 (wb=16)	90x20 to ID800 (wb=27) 70x35 to ID750 (wb=29)	100x30 to ID800 (wb=50) 80x40 to ID750 (wb=29)	130x30 to ID1500 (wb=84) 100x50 to ID1200 (wb=83)	150x35 to ID1000 (wb=131) 120x50 to ID1000 (wb=120)	200x50 to ID1200 (wb=333) 200x60 to ID2000 (wb=400)	260x60 to ID2000 (wb=676) 280x60 to ID2500 (wb=784)	300x100 to ID2500 (wb=1500) 250x140 to ID2500 (wb=1458)	400x80 to ID3000 (wb=2133) 350x100 to ID2500 (wb=2042)	500x130 to ID3000 (wb=5416) 400x200 to ID2500 (wb=5333)	600x120 to ID4000 (wb=7200) 500x180 to ID3500 (wb=7500)
	100x20 to ID400 (wb=7)	100x25 to ID500 (wb=11)	150x25 to ID500 (wb=16)	180x25 to ID500 (wb=19)	200x35 to ID500 (wb=41)	250x40 to ID1000 (wb=67)	250x50 to ID1200 (wb=104)	400x60 to ID1200 (wb=240)	450x80 to ID1500 (wb=480)	500x100 to ID2000 (wb=833)	600x120 to ID2000 (wb=1440)	800x180 to ID2500 (wb=4320)	800x200 to ID2000 (wb=5333)
	35x35 to ID400 (wb=7)	40x40 to ID500 (wb=11)	45x45 to ID750 (wb=15)	55x55 to ID1000 (wb=28)	65x65 to ID800 (wb=46)	80x80 to ID1500 (wb=85)	90x90 to ID1000 (wb=122)	130x130 to ID1500 (wb=366)	160x160 to ID2000 (wb=683)	200x200 to ID2000 (wb=1333)	250x250 to ID2000 (wb=2604)	320x320 to ID2500 (wb=5460)	380x380 to ID3000 (wb=9145)
	(Max wb=5 cm³)	(Max wb=10 cm³)	(Max wb=15 cm³)	HEA100 to ID600 (wb=27) HEB100 to ID800 (wb=34)	HEA140 to ID700 (wb=56) HEB120 to ID700 (wb=53)	HEA140 to ID800 (wb=56) HEB120 to ID800 (wb=53)	HEA180 to ID1000 (wb=103) HEB160 to ID1000 (wb=111)	HEA280 to ID1500 (wb=340) HEB240 to ID1500 (wb=327)	HEA600 to ID2000 (wb=751) HEB400 to ID2000 (wb=721)	HEA1000 to ID4000 (wb=934) HEB1000 to ID5000 (wb=1090)	HEA1000 to ID4000 (wb=934) HEB1000 to ID5000 (wb=1090)	HEA1000 to ID2500 (wb=934) HEB1000 to ID2500 (wb=1090)	HEA1000 to ID2000 (wb=934) HEB1000 to ID2000 (wb=1090)
	IPE100 to ID750 (wb=5,8)	IPE120 to ID750 (wb=8,7)	IPE140 to ID750 (wb=12,3)	IPE160 to ID750 (wb=17)	IPE180 to ID750 (wb=22)	IPE220 to ID750 (wb=37)	IPE330 to ID1000 (wb=98)	IPE450 to ID1200 (wb=176)	IPE600 to ID2000 (wb=308)	IPE600 to ID2000 (wb=308)	IPE600 to ID2000 (wb=308)	IPE600 to ID2000 (wb=308)	IPE600 to ID2000 (wb=308)
	UNP65x42 to ID500 (wb=5)	U100x50 to ID750 (wb=8,5)	U140x60 to ID750 (wb=14,7)	UNP140 to ID750 (wb=15) UPE140 to ID750 (wb=18)	UNP180 to ID750 (wb=22) UPE180 to ID750 (wb=29)	UNP220 to ID750 (wb=34) UPE220 to ID750 (wb=42)	UNP320 to ID1000 (wb=81) UPE330 to ID1000 (wb=90)	UNP400 to ID2000 (wb=102) UPE400 to ID2000 (wb=351)	UNP400 to ID2000 (wb=102) UPE400 to ID2000 (wb=351)	UNP400 to ID2000 (wb=102) UPE400 to ID2000 (wb=351)	UNP400 to ID2000 (wb=102) UPE400 to ID2000 (wb=351)	UNP400 to ID2000 (wb=102) UPE400 to ID2000 (wb=351)	UNP400 to ID2000 (wb=102) UPE400 to ID2000 (wb=351)
	50x20x3 (wb=4,4)	50x30x3 (wb=5,7)	60x40x4 (wb=11,5)	90x50x6 to ID2500 (wb=34)	120x50x6 to ID3500 (wb=53)	120x60x10 to ID5000 (wb=88)	160x80x8 to ID5000 (wb=142)	250x150x10 to R5000 (wb=466)	300x200x12 to R8000 (wb=952)	400x200x10 to R20000 (wb=1218)	500x300x12,5 to R15000 (wb=2632)	500x300x20 to R20000 (wb=3951)	500x300x20 to R20000 (wb=3951)
	35x35x4 (wb=4,3)	40x40x4 (wb=6,3)	50x50x5 (wb=12,3)	70x70x6 to ID2500 (wb=30)	90x90x6 to ID3500 (wb=53)	100x100x8 to ID5000 (wb=84)	120x120x10 to ID5000 (wb=149)	180x180x12 to R5000 (wb=423)	200x200x16 to R5000 (wb=639)	300x300x13 to R15000 (wb=1369)	400x400x16 to R15000 (wb=2967)	400x400x20 to R20000 (wb=3577)	400x400x20 to R20000 (wb=3577)
	1-1/2" sch.40 / 48 t5 to ID500 (wb=7)	2" sch.40 / 60 t4 to ID600 (wb=9)	2-1/2" sch.40 / 73 t5 to ID750 (wb=18)	3" sch.80 / 89 t7,6 to ID1000 (wb=36)	4" sch.40 / 115 t7 to ID1500 (wb=60)	5" sch.40 / 141 t6,5 to ID1500 (wb=89)	6" sch.40 / 168 t7,1 to ID2000 (wb=139)	8" sch.100 / 219 t15 to ID5000 (wb=460)	12" sch.60 / 324 t14 to ID15000 (wb=1047)	18" sch.40 / 457 t15 to ID40000 (wb=2229)	20" sch.40 / 508 t15 to ID40000 (wb=2781)	24" sch.60 / 610 t25 to ID50000 (wb=6365)	28" / 710 t20 to ID50000 (wb=7295)
	(Max wb=5 cm³)	(Max wb=10 cm³)	(Max wb=16 cm³)	(Max wb=35 cm³)	(Max wb=60 cm³)	HEA120 to ID4000 (wb=106) HEB100 to ID3000 (wb=90)	HEA160 to ID5000 (wb=220) HEB140 to ID5000 (wb=216)	HEA220 to R4000 (wb=515) HEB200 to R4000 (wb=570)	HEA300 to R10000 (wb=1260) HEB280 to R7500 (wb=1380)	HEA400 to R15000 (wb=2310) HEB400 to R15000 (wb=2880)	HEA600 to R25000 (wb=4790) HEB600 to R20000 (wb=5700)	HEA800 to R25000 (wb=7680) HEB800 to R20000 (wb=8980)	HEA1000 to R35000 (wb=11200) HEB1000 to R30000 (wb=12900)
	(Max wb=5 cm³)	(Max wb=10 cm³)	(Max wb=16 cm³)	IPE80 to ID1000 (wb=20)	IPE100 to ID1500 (wb=34)	IPE120 to ID2500 (wb=53) IPE160 to ID5000 (wb=109)	IPE180 to ID4000 (wb=146)	IPE270 to ID10000 (wb=429)	IPE360 to ID20000 (wb=904)	IPE400 to R15000 (wb=1160)	IPE600 to R15000 (wb=3070)	IPE600 to ID25000 (wb=3070)	IPE600 to ID25000 (wb=3070)
	(Max wb=5 cm³)	(Max wb=10 cm³)	(Max wb=16 cm³)	UNP80 to R2500 (wb=26) UPE80 to R2500 (wb=27)	UNP100 to R2500 (wb=41) UPE100 to R2500 (wb=41)	UNP140 to R5000 (wb=86) UPE140 to R5000 (wb=86)	UNP180 to R5000 (wb=150) UPE180 to R5000 (wb=150)	UNP240 to R6000 (wb=300) UPE240 to R6000 (wb=300)	UNP300 to R8000 (wb=535) UPE300 to R8000 (wb=522)	UNP400 to R15000 (wb=1020) UPE400 to R15000 (wb=1050)	UNP400 to R10000 (wb=1020) UPE400 to R10000 (wb=1050)	UNP400 to R10000 (wb=1020) UPE400 to R10000 (wb=1050)	UNP400 to R10000 (wb=1020) UPE400 to R10000 (wb=1050)

Capacities are valid for normal steel with yield point 260 N/mm2 (38000PSI)
Min. dia. depends on grade of deformation accepted

Standard rolls

Standard rolls and/or spec. rolls

Pipe rolls required

Optional equipment required

© 2013 - 2018 SweBend - All Rights Reserved



THE SB4 SERIES



★ FEATURES

THE SB4 SERIES

The SB4 (Section Bending 4-roll) series with the SweBend SEVEN CNC system is ideal for repetitive series production. The double pinch bending mechanism allows for optimal results in only one pass, which equals reduced production time! The bending precision and ease of use allows for the mass production of complex shapes and radii transitions. Through advanced Swedish engineering and knowledge of components we can guarantee the highest prebending power and drive torque compared to all similar sized machines on the market.

The SB4 series ranges from SB4-55 and larger

- Type "B" is our basic model without guide rolls
- Type "S" is with fully hydraulic guide rolls, allowing you to bend and compensate/correct all types of sections.

THE SB4 MACHINES

- The ideal choice for automotive and aerospace industry.
- The best bending results ensured by the tight machine geometry and special tooling
- Special rolls for all types of extrusions and sections
- Special equipment like turning- and twisting units enables 3D bending of even the most complex sections.



- Unique hydraulic solutions which in combination with our CNC type SEVEN GOLD makes it possible to interpolate ALL machines axis at the same time!
- Possibility to add Push & Turn Unit (PTU) which in combination with the mandrel device makes it possible to bend the smallest radius as well as 3D bends.




~ EXTENDED FEATURE ~
SEVEN – SWEBEND'S
CNC CONTROL SYSTEM



Easy, user friendly graphical interface



Templates to get you up and running fast.



SERVICES

Services & overhauling – more economical than an unexpected breakdown



PERFECTLY MATCHED TO YOUR REQUIREMENTS

No two bending applications are the same. Many factors, including material size and thickness, mechanical properties, spring back, diameter, etc. can influence the bending requirements necessary to roll an acceptable part. With the SweBend "Seven" CNC control, we can help take the guess work out of your rolling operation. The powerful operating environment can easily accommodate minor variations that are commonly found in all materials, which gives you the ultimate control over the entire rolling process. SweBend can optimize the number of CNC-controlled axes for your specific bending requirements.



THE POWER OF "SEVEN"

The Seven CNC control is available in several versions depending on your specific requirements. Choose from CPUs with differing processing speeds, touch screen monitors from 6.5" to 19", enhanced software features and the number of CNC- controlled axes.

All Seven CNC controls feature components from Beckhoff of Germany, ensuring top quality and a stable hardware platform for years to come, and all systems come with online support via TeamViewer to assist you with programming questions and troubleshooting any issues with the machine.

In addition, the Seven CNC control can be adapted to integrate your auxiliary equipment, such as robots, material handling equipment, etc.

FOR NEW & OLD MACHINES

We'll upgrade your old machine (with or without CNC) and train your operators in only three days!



BLUETOOTH CONTROL UNIT

With our unique wireless control device the operator remains in charge but is no longer tied to a stationary control. We listened to our customers and developed a revolutionary control unit that can be used to control almost any type of bending machine in the industry. The SweBend Bluetooth Control Unit allows full control over the operation by letting you control the machine from the best and safest working position.

TRAINING

Even the best machines require skilled operators, and therefore we offer training as well. This can be done in your workshop, using your specific equipment and products, in order to make it as efficient as possible. We offer general or customer-specific training programs for rolling, CNC controls (basic and advanced) and maintenance.

REFURBISHED MACHINES

With a large network of representatives and agents around the world, we also have new and used bending and forming machines available for quick delivery. Ask us for our selection of such machines.

SPARE PARTS

Even for the very best of machines, things can happen and you may need spare parts urgently. This could be an oil filter, a joystick, a push button, an encoder or a hydraulic valve, but regardless which part it is, do not hesitate to ask us for a quote. Be assured we will always do our utmost to get you the replacement part in the shortest possible time.

SERVICE & OVERHAULING

To get maximum performance from your machines, it is important to keep them in good shape. Let us perform your next service, and at the same time check the overall machine condition for you.

A smaller repair at an early stage is more economical than a unexpected breakdown later on (and those always come when things are really busy, don't they?). We also do full overhauling jobs, modifications and upgrades on old machines. This includes mechanical, hydraulic, electrical and CNC controls.



ABOUT SWEBEND

LONG TERM RESELLERS

SweBend continuously expand its network of resellers.
Ask us for a reseller close to You!

The story of SweBend originates with Roundo®, once considered the worlds best bending machine manufacturer, with clients such as Rolls-Royce, John Deere, Toyota, Volvo and over 16,000 machines delivered all over the world. When the founder passed away, Peter Nilsson, whom he had mentored for almost 30 years, was appointed as his successor. Following a change of ownership at the company and the ensuing bankruptcy and closing of the Roundo factory in Sweden, Peter decided to work on a new venture, and joined by Roundo's best, brightest and most experienced team members, they combined their bending machine expertise – and SweBend was born.

Now, our sophisticated yet user-friendly machines supply the world's leading bending companies such as Barnshaws, Danvals, Den Oudsten, Kersten Europe, Sjölund, Van Rijsoort, etc. with perfect bending results which are produced effortlessly yet efficiently. Through innovation and unmatched engineering expertise, we take great pride in building machines that have the market's highest return on investment, a reason why so many loyal clients keep coming back to us to solve their toughest bending problems.

By breaking down our clients' bending challenges and then explaining to our customers the fundamental theory behind it, we produce modern, powerful and specifically purposed bending machines. The sophisticated functionality of our machines is easily mastered by our clients as we assist them in becoming expert benders.

Located in Sweden, with renowned Swedish quality and a client-focused mindset, our passion for developing high-end bending machines has been recognized by clients all over the world. Through our vast knowledge of bending increasingly challenging materials, we continuously update our machines' technology with more sensors, better controls and improved software functionality. (Ask us about our renowned CNC system "SEVEN"; we can update old and even analog machines).

















Our clients value long term quality investments and choose the path of innovation, unmatched expertise and a powerful worldwide support network consisting of an increasing list of trusted resellers.

We look forward to working with you. Ask us about our section-, plate- and tube bending rolls, CNC systems, flighting, augers and spiraling machines, special rolls and tooling, and more!

The Roundo name is now a registered trademark of Boldrini S.r.l.



SB3-360s

 TRILOGY MACHINERY, INC. North America & Mexico www.trilogymachinery.com inquiry@trilogymachinery.com	 WJS WATER JET SWEDEN WATER JET SWEDEN, United Kingdom www.waterjetSweden.co.uk info@wjsuk.com	 petronic S.R.O. PETRONIC S.R.O. Czech Republic www.petronic.cz petronic@petronic.cz	 WJS WJS PACIFIC WATER JET SWEDEN, PACIFIC China www.wjs-pacific.cn info@wjs-pacific.cn
 POL-SVER Poland www.polsver.pl polsver@polsver.pl	 IP Maskiner as I.P. MASKINER AS, Denmark www.ip-maskiner.dk info@ipmaskiner.dk	 WJS MACHINE TOOLS The professional's choice WJS MACHINE TOOLS United Kingdom www.wjsuk.com info@wjsuk.com	 MASKIN AB ERLANDSSON & HJORTH ERLANDSSON & HJORT Sweden www.erlandsson-hjorth.se info@erlandsson-hjorth.se
 Venema VENEMA BIEGETEC GMBH Germany www.venema-biegetec.com info@venema-biegetec.com	 J Venema bv J VENEMA BV Belgium, Holland, Luxemburg www.venemabv.com j.venema@venema-bv.com	 meidell MEIDELL Norway www.meidell.no post@meidell.no	 POWER MACHINERY POWER MACHINERY Australia www.powermachinery.com.au info@powermachinery.com.au
 仲遠有限公司 Metech Enterprise Co., Ltd METECH ENTERPRISE CO Taiwan www.metech-web.com.tw info@metech-web.com.tw	 GRÖNBLOM OY GRÖNBLOM AB Finland www.gronblom.fi gronblom@gronblom.fi	 HILLI MASKIN AB HILLI MASKIN Sweden www.hilli.se mail@hilli.se	 TER THAI COMPANY LIMITED Thailand www.terthai.com httc168@yahoo.com.tw

